

2025 Apacer Technology Inc. Investor Conference

【Stock Code: 8271】

CEO C.K. Chang

2025/7/25

Disclaimer

- The predictive information mentioned in the present briefing and as promulgated simultaneously is set up on the grounds of the information obtained by the Company through internal and external sources. The operating outcome, financial conditions and outcome in business operation that might actually occur in the future, might possibly differ from these predictive information either explicitly or implicitly. The very reasons might come from a variety of risks and such factors might be beyond the control by the Company.
- The future outlook contained in the present briefing reflects the Company's perspective to date. In case of a change or adjustment toward such perspective in the future, the Company assumes no responsibility to remind or to update once more.

Agenda

About Apacer

Business Strategy

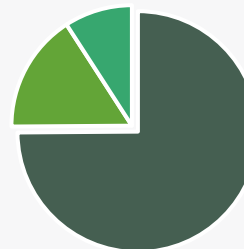
Market Trends

Financial Performance

1H Performance



Revenue : NTD **4.762 B**
shipping growth rate:
40%(YoY)



- Embedded
- Mobile Peripheral
- New Applications

Patented Technology : **219** in total
(include pending 39)

Top 5% OF Corporate Governance Evaluation BY TWSE

Business Scopes



INDUSTRIAL APPLICATIONS

Memory Modules, Storage Devices and Value-added Solutions



CONSUMER APPLICATIONS

Hard Drive, SSD, Memory Card, USB and Gaming Products



EMERGING APPLICATIONS

Smart IoT and Optical Solutions

SUBSIDIARIES : 7



Business Strategy



Growth Momentums



**Future
Technology**



**Digital
Transformation**



**Niche
Market**



**Strategic
Partnership**

Business Strategy

**Deepen Industrial
Relationships**



**Expand
the Channels**



Business Strategy



ATTACK

- Drive innovation through R&D-based solutions
- Boost marketing via data and global exhibitions
- Strengthen presence in EU/US industrial markets
- Develop key customers in target applications



PROTECT

- Enhance product portfolio
- Boost social media visibility
- Strengthen APAC consumer channel network
- Broaden cooperation with existing customers

1H Performance



Innovative Solutions

- Fully Lead-free DRAM&SSD
- **MicroSD Express**
- **ASUS TUF DDR5**
- CoreVolt 2 Technology (2H)



Data-driven Marketing

- Website visitors +355%
- SEO organic traffic +26.3%
- Global industry site rank **↑400** (1H, YoY)



Channel Expansion

Joined **COMPUTEX & Embedded World** to expand EU, US, JP, IN channels



Enhance Brand Exposure

Unified branding, improved SEO; 87% brand recognition
(COMPUTEX, 1,576 response)

**AI and HPC drive edge computing & sustainable
energy efficiency**

Driving innovation through core technology applications



Data Application



High Capacity



Cooling solution

Strategic product roadmap

Sustainability

- **Fully Lead-free DRAM/SSD Series**
- Low power consumption SSD
- USB/HDD made by 100% PCR

Innovation

- **PT25R-Pi HAT SSD** (compatible with Raspberry Pi)
- CUDIMM/CSODIMM/CAMM2
- Magnetic Portable SSD

Value-added

- **CoreVolt 2 Technology**
- CoreEnergy Technology

Foresight

- BiCS8
- AS2280F4U (Gen5)
- ASUS TUF RGB (Collaboration model)

Introducing Apacer's Modern Storage Solutions Compatible with **Raspberry Pi**



PRA233 & PRA212 MicroSD




PT25R-Pi HAT SSD



PV250-M242
CoreSnapshot 2
120GB~480GB



PT25P-M242
64GB~1TB



PT15R-M242
64GB~512GB

Emerging Application Division

1H Operational Performance

Intelligent Automation

- Smart Wearables – VR/AR Device Calibration Equipment
- Food & Biotech – Packaging Defect AI Inspection Equipment
- Machine Tools – Metal Parts AI + AOI Defect Detection Equipment
- Semiconductors – Wafer Processing Positioning and Inspection

Industrial IoT

- Petrochemical Industry – Fire and Smoke AI Recognition Disaster Prevention System
- Proactive Disaster Prevention System and Environmental Monitoring

TIMTOS Taipei Int'l Machine Tool Show Secutech 2025



Emerging Application Division

2H Operational Strategy Highlights

Intelligent Automation

- Automated AI + AOI Inspection Equipment / System Integration
- Smart Factory Production Line Development and Implementation

Industrial IoT

- Industrial Metaverse Solutions
- Proactive and AI Smart Disaster Prevention Systems

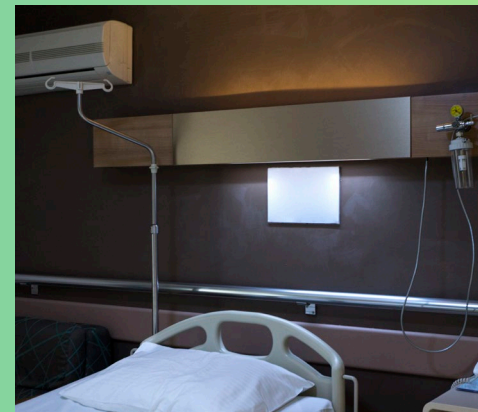

2025 Key Product Applications

Android VR/AR Device Calibration Equipment

Integration and Application of Related Extended Software and Hardware Systems



ePaper Business Division



1H: Signage on the Boat 、 Bus Stop

2H: POC (Proof of Concept) sites for medical bedside cards and outdoor bus stop displays are planned to be established in Q3 2025 for real-world validation.

touch
TAIWAN

COMPUTEX
TAIPEI



2025 2H Exhibitions



Market Trend



Market Trend

AI / HPC

Enterprise Server

Sustainability & ESG

U.S. tariffs /Rate
Cuts/Exchange Rate

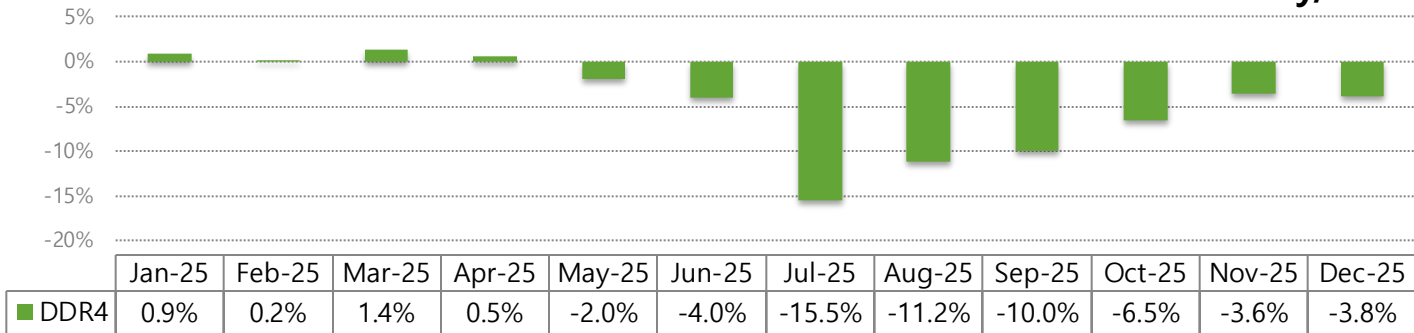
Geopolitical Conflict

DDR4 EOL

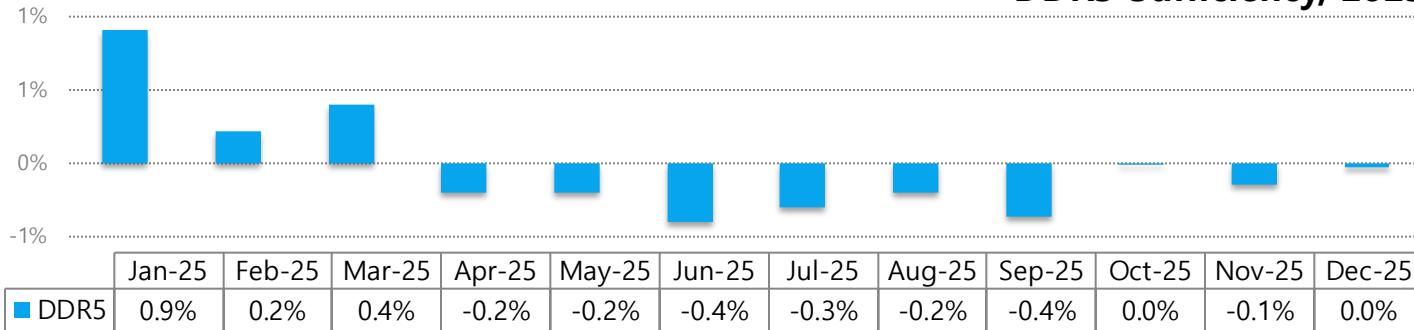


Market Trend-DRAM

DDR4 Sufficiency, 2025

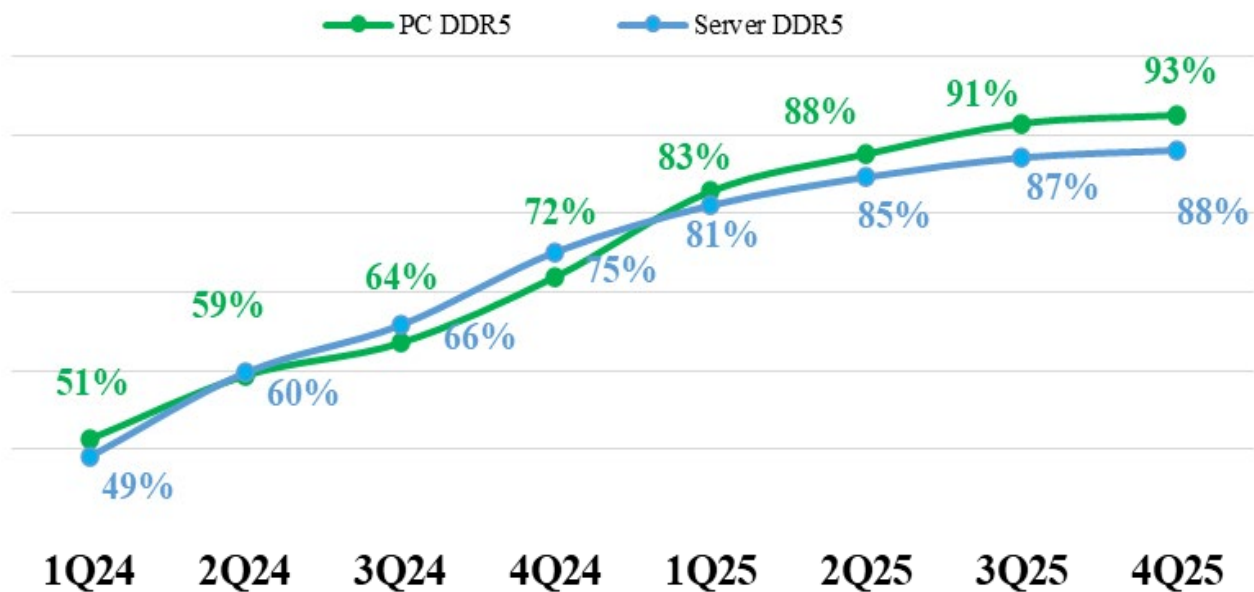


DDR5 Sufficiency, 2025



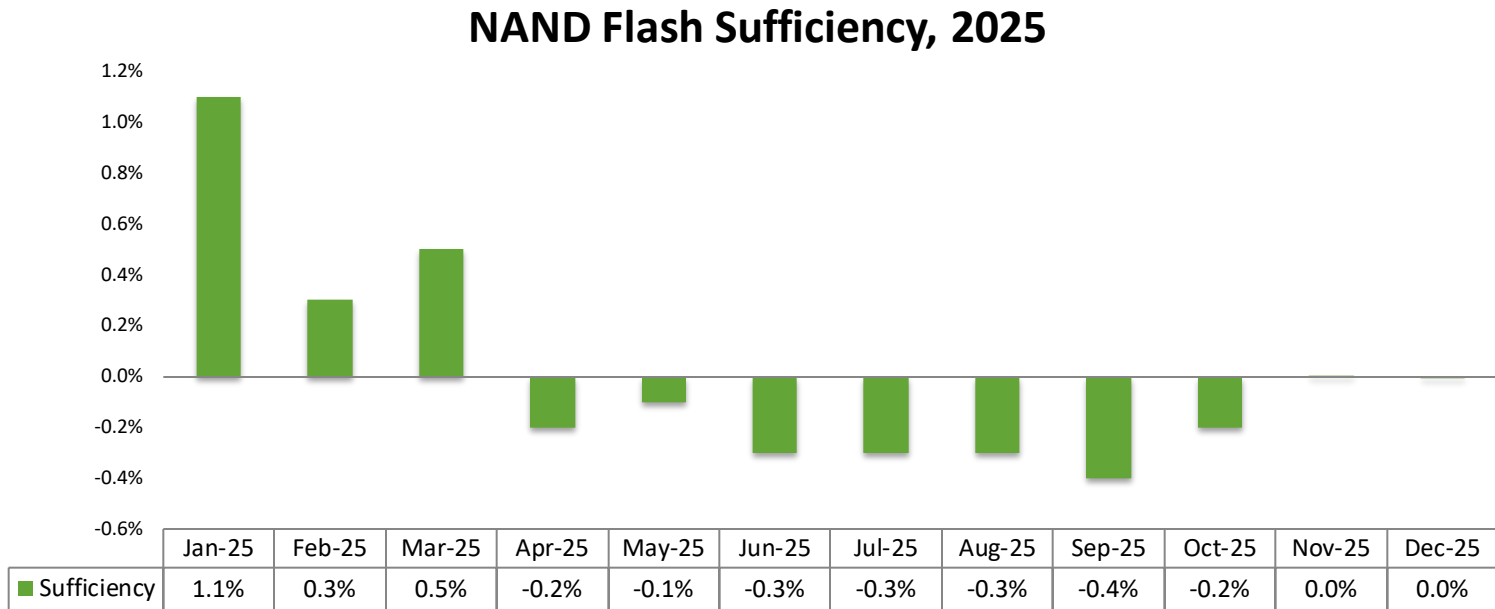
Market Trend-DRAM

DDR5/LPDDR5 Penetration Forecast



Source: Company Data, *inSpectrum* estimates, Jun. 2025

Market Trend-NAND Flash



Source: Company Data, *inSpectrum* estimates, Jun. 2025

Apacer

Financial Performance



Income Statement(Consolidated)-Q2

Unit: In Millions of New Taiwan Dollars, Except Earnings Per Share

	Q2'25		Q2'24		YoY
	Amount	%	Amount	%	%
Net revenue	2,712	100	1,884	100	44
Cost of good sold	2,295	85	1,521	81	51
Gross profit	417	15	363	19	15
Operating expenses	286	11	267	14	7
Income from operation	131	4	96	5	36
Non-operating incomes(losses)	34	2	15	1	127
Income before income tax	165	6	111	6	49
Net income	136	5	90	5	51
Basic earnings per share	1.02		0.69		

Income Statement(Consolidated)-H1

Unit: In Millions of New Taiwan Dollars, Except Earnings Per Share

	H1'25		H1'24		YoY
	Amount	%	Amount	%	%
Net revenue	4,762	100	3,830	100	24
Cost of good sold	4,006	84	3,078	80	30
Gross profit	756	16	752	20	1
Operating expenses	532	12	515	13	3
Income from operation	224	4	237	7	(5)
Non-operating incomes(losses)	55	2	21	1	162
Income before income tax	279	6	258	8	8
Net income	230	5	210	5	10
Basic earnings per share	1.74		1.63		

Balance Sheet(Consolidated)

Unit: In Millions of New Taiwan Dollars

	2025/6/30		2024/6/30		YoY
	Amount	%	Amount	%	%
Cash and cash equivalents	840	12	1,504	23	(44)
Notes and accounts receivable	1,481	21	886	13	67
Inventories*	2,437	34	1,791	27	36
Property, plant and equipment	901	12	912	14	(1)
Other Financial assets	861	12	983	15	(12)
Total assets	7,214	100	6,623	100	9
Short-term loans	337	5	243	4	39
Accounts payable	1,531	21	773	12	98
Total liabilities	2,745	38	2,085	31	32
Common stock	1,287	18	1,287	19	0
Total equity	4,468	62	4,538	69	(2)

*Inventory turnover days

103days

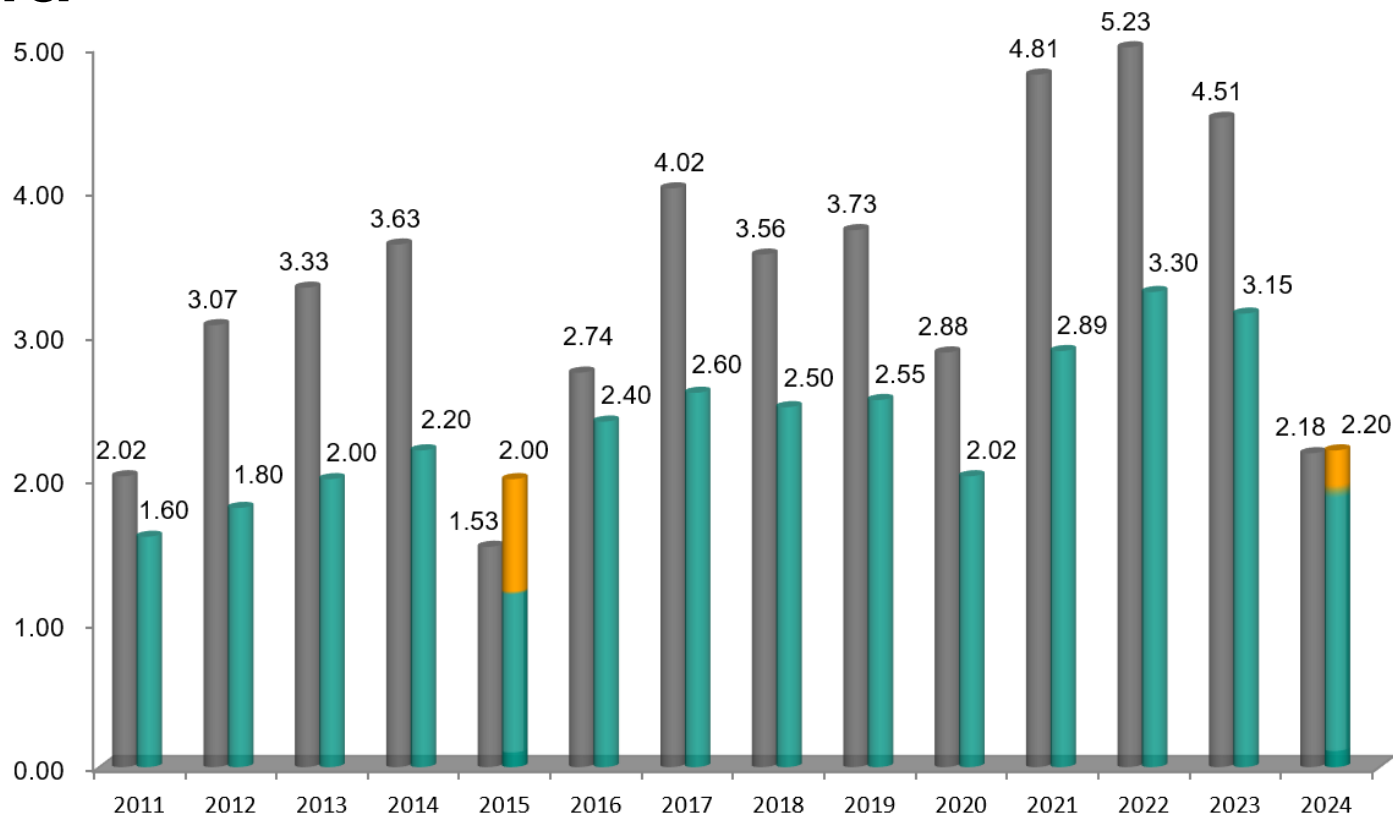
80days

Cash Flow(Consolidated)

Unit: In Millions of New Taiwan Dollars

	H1'25	H1'24
	Amount	Amount
Income before income tax	279	258
Adjustments	(1,015)	(875)
Net cash used by operating activities	(736)	(617)
Net cash generated by investing activities	553	576
Net cash generated by financing activities	6	461
Effect of exchange rate changes	(56)	22
Net (decrease)increase in cash and cash equivalents	(233)	442
Cash and cash equivalents, beginning of period	1,073	1,061
Cash and cash equivalents, end of period	840	1,503

Dividend



Unit : New Taiwan Dollars

■ EPS

■ Dividend

■ Additional Paid-in Capital

2025 1H Share of Revenue

45.22%

DRAM

53.15%

NAND Flash

1.63%

Others

QA

Contact Window : Mei
mei_lin@apacer.com

