



Apacer
Access the best

www.apacer.com



Apacer

Apacer Technology Inc.
2024 Investor Conference
【 Stock Code: 8271 】

2024/7/26

A series of thin, light blue lines that create a wavy, undulating pattern across the bottom half of the slide, starting from the left and moving towards the right.

Disclaimer

- The predictive information mentioned in the present briefing and as promulgated simultaneously is set up on the grounds of the information obtained by the Company through internal and external sources. The operating outcome, financial conditions and outcome in business operation that might actually occur in the future, might possibly differ from these predictive information either explicitly or implicitly. The very reasons might come from a variety of risks and such factors might be beyond the control by the Company.
- The future outlook contained in the present briefing reflects the Company's perspective to date. In case of a change or adjustment toward such perspective in the future, the Company assumes no responsibility to remind or to update once more.

1

About Apacer

2

R&D / Applications / Products

3

Market Trends

4

Financial Performance

5

QA

Business Scope



Industrial Solutions

Industrial Solutions such as SSD, Memory Module and Storage Devices

Core Business



Consumer Products

Hard Drive, SSD, Memory Card, USB and ZADAK products

New Business



Emerging Applications

Smart IoT and Optical Solutions

Certifications

- ✓ ISO 14001 、 ISO 9001 、 ISO 45001 、 QC 080000 、 RBA Silver Status
- ✓ ISO 14064-1: 2018
- ✓ Plan to obtain **ISO 27001** certification in 2024
- ✓ Join CDP and EcoVadis evaluation



2024 Growth Momentums

Future Technology



- Value-added
- 5G & Cloud Applications
- Smart IoT Management

Niche Market

- Special Applications
- Customize
- High Value

Digital Transformation

- Improve efficient
- Strengthen Operation
- Create Compleitive Advantage

Strategic Partnership

- Looking for Quality Partners
- Strategy for Alliances
- Future Blueprint

1 About Apacer

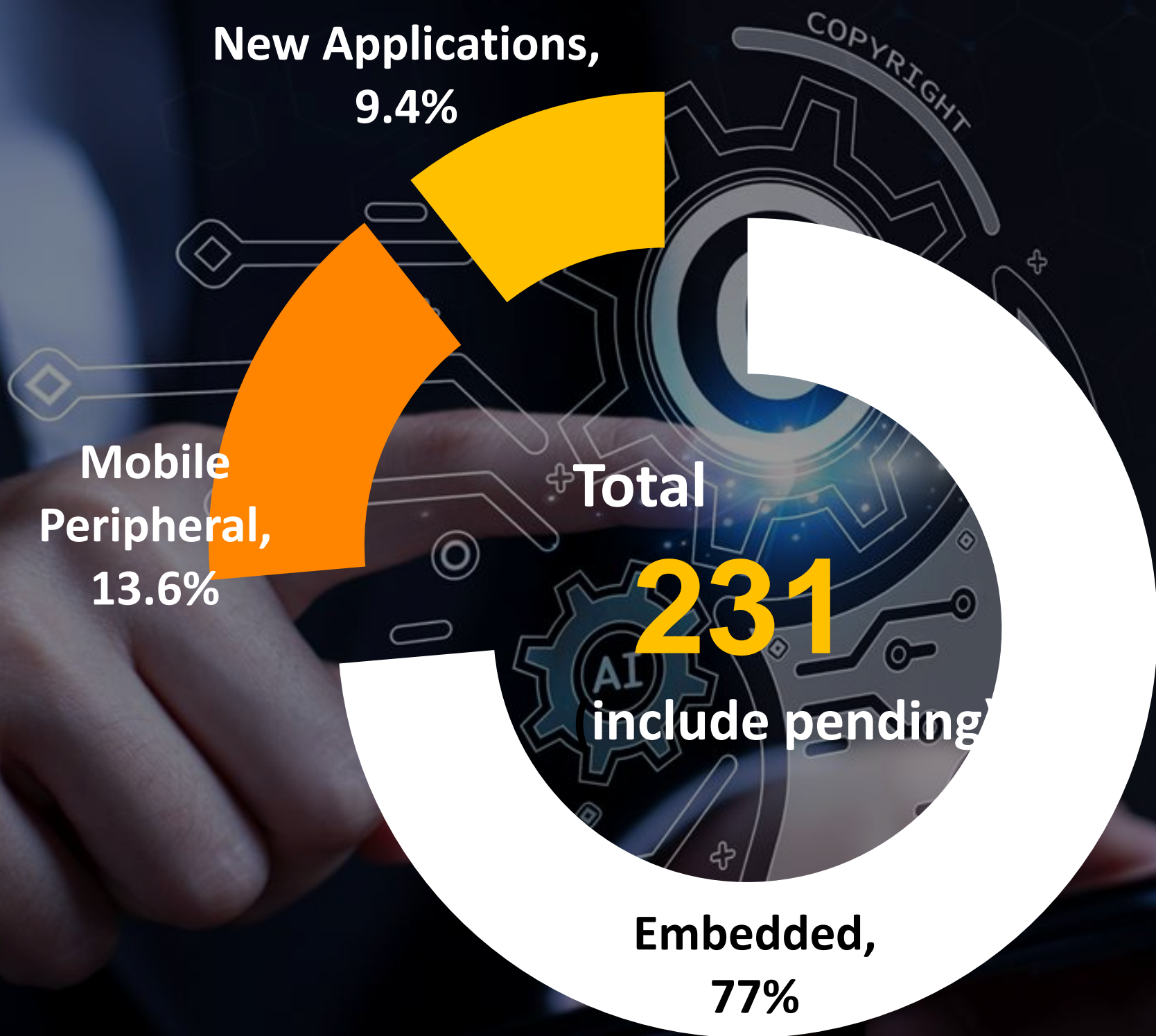
2 R&D / Applications / Products

3 Market Trends


4 Financial Performance

5 QA

Patented Technology / R&D



Country	Issued	Ongoing
Taiwan	111	8
China	62	30
US	19	1
Total		231



R&D-Future Plan

DRAM

- Industrial DDR5 modules design
- New mobile storage design
- Overclocking Memory Technology
- Special application Memory Module

**Innovative
Core
Technology**

**NAND
Flash**

- PCIe Gen 5 SSD
- Rapidly Backup and Instantly Recovery Technology-CoreSnapshot Series
- Industrial Memory Firmware Technology
- Industrial SSD module Applications

**Smart
IoT**

- IIoT Integration
- Automated Optical Inspection Technology
- True Color Wide-Temp. ePaper Solutions

Rapidly Backup and Instantly Recovery Technology

CoreSnapshot 3

- Backup and recovery multiple times

Rapidly Backup and Instantly Recovery Technology

CoreRescue

- Automatically Recovers Failed Devices

Rapidly Backup and Instantly Recovery Technology

Multi-NameSpace

- Multi-zone conversion storage application

Patented cooling hardware technology

CoreGlacier 2

Technology for new generation data transmission interfaces

CXL / CAMM2 / MRDIMM

Energy-saving e-paper innovative display technology

True Color Wide-Temp. ePaper Solutions

Aspects of key applications

High Value 、 High Quality 、 High Reliability Solutions

CASINO GAMING



DEFENSE/ AEROSPACE



FACTORY AUTOMATION



MEDICAL IMPLEMENTS



RETAIL INTERACTIVE DEVICE



SERVER/ NETWORKING



SURVEILLANCE



TRANSPORTATION





Aspects of key applications

High Capacity, high endurance and high performance



Aspects of key applications

Make in India



Product Roadmap


New
Spec.

- MRDIMM
- DDR5 UDIMM NOX RGB
- CAMM2



Value-
added

- CoreSnapshot Series
- CoreRescue
- WORM Series




**Innovative
Core
Technology**

- Gaming SSD 1TB/2TB
- Rugged Retention strap
- Up to 2TB Magnetic Portable SSD

Sustainability

- Fully Lead-free SSD series

Innovation



Emerging Applications –AIoT & Automation market

BY INTEGRATING ICT AND OT, WE PROVIDE THE MOST COST-EFFECTIVE TURN-KEY SOLUTIONS ON **AIoT AND **AUTOMATION INTELLIGENCE EQUIPMENT** MARKET**

Automation Intelligence

Optical Inspection + Automation Equipment

- Customized AI + Automated Optical Inspection System
- Planning and construction for AI+AOI System
- Automated Production Lines / packing station
- Spectral Optical detection instrument
- ODM service for Optical Inspection Equipment

AIoT

Industrial IoT / ESG Energy-saving Solutions

- Industrial IoT solutions for ESG / energy saving equipment integration
- Proactive disaster prevention system planning and implementation
- Smart environmental safety system planning and development
- Contactless physiological and fall-down detection system
- Smart factory AI perdition and notification system / 3D virtual situation room development
- LINE AI smart service management system

Emerging Applications- Key products

ECM equipment - Metal/Semiconductor

Features

- High Precision
- High Quality
- High Efficiency

Advantages

- Unique Technology
- Independent Development



True Color Wide-Temp. ePaper Solutions

Features

- True Color
- Wide Temp.
- Eye Care
- Energy-saving

Advantages

- Unique Technology
- Diverse Offering




Emerging Applications- Key products

Android VR/AR Device positioning calibration equipment

One-stop positioning and calibration equipment for the development of virtual/augmented reality products.

Device functions: Enhance the positioning accuracy of the device, correct image distortion, and calibrate display colors. It represents a significant advancement in the field of VR/AR technology, providing critical support for improving user experience and product quality.

Positioning and Outlook: As an OEM/ODM equipment manufacturer, Apacer provides technical support and services to customers in the VR/AR market.



Key exhibitions in 2H



WORLD OF
INDUSTRY
TECHNOLOGY
& SCIENCE



elexcon
深圳 国际电子展



台灣機器人與
智慧自動化展



Agenda

Apacer

1

About Apacer

2

R&D / Applications / Products

3

Market Trends

4

Financial Performance

5

QA

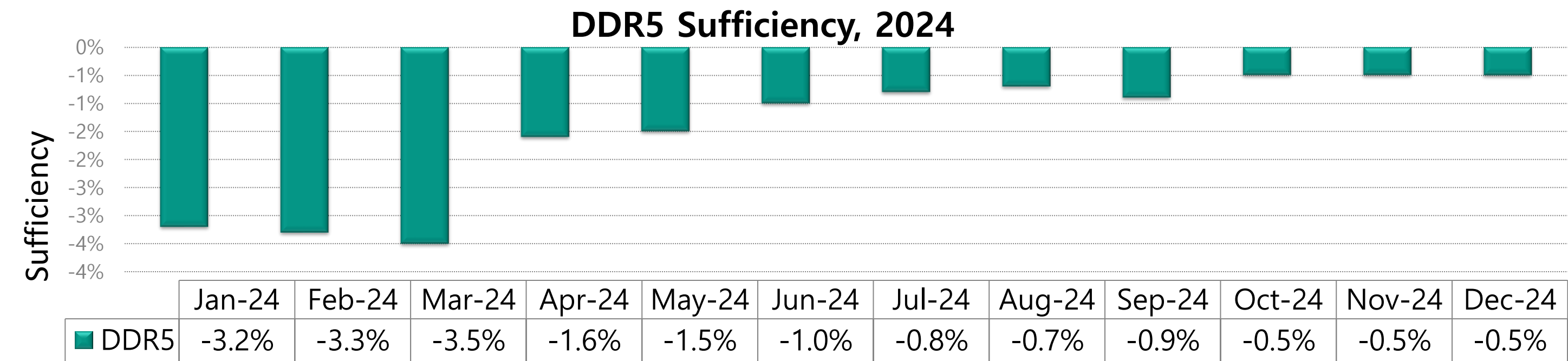
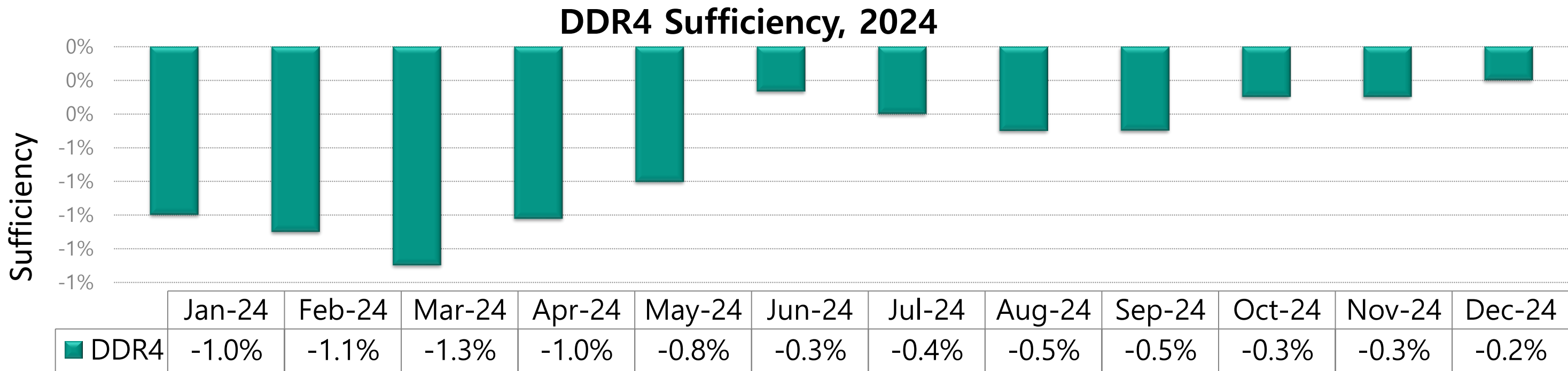
Market Trend

Apacer

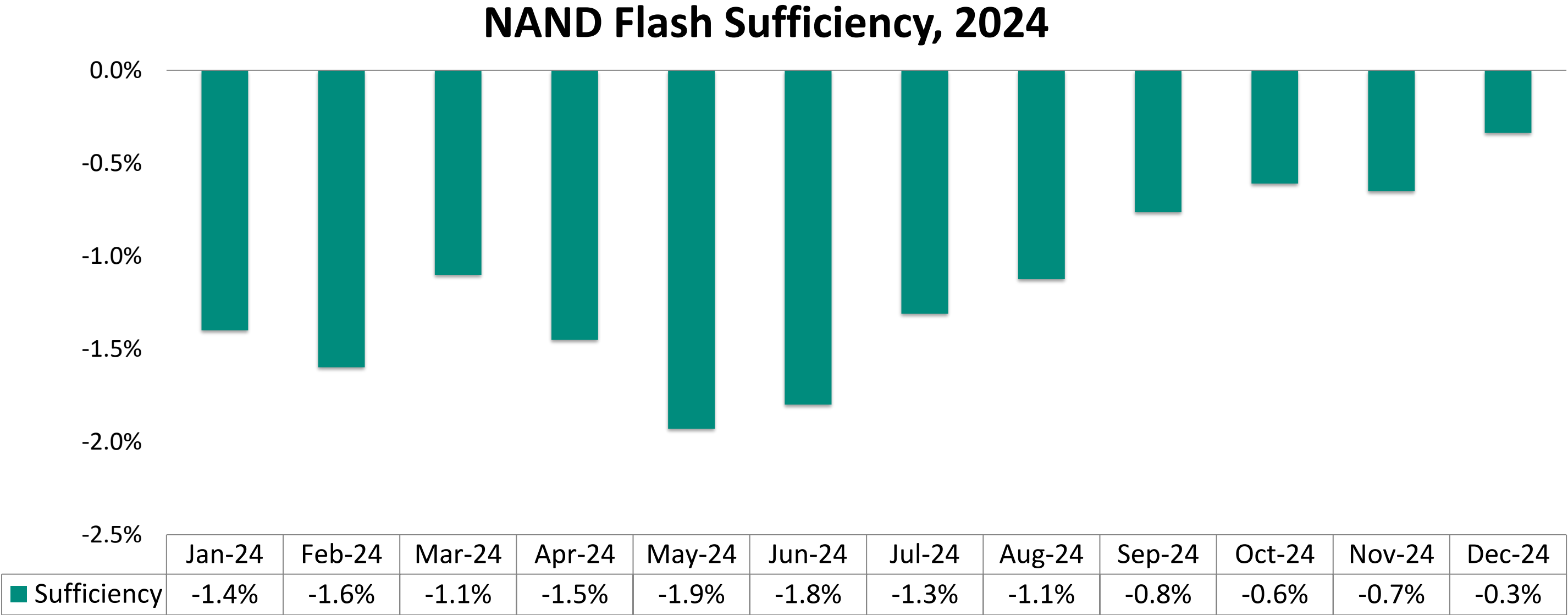
- Geopolitical risks
 - Divergent markets result from regionalization
 - Additional costs and downsizing
 - Coupled with unclear demand
-
- AI Server 、 PC 、 Smartphone 、 Mobile Device
 - Peak season is just around the corner
Replacement of laptops required
 - Demand surge driven by Indian market



Market Trend - DRAM



Market Trend - NAND Flash



Agenda

Apacer

1

About Apacer

2

R&D / Applications / Products

3

Market Trends

4

Financial Performance

5

QA

Income Statement(Consolidated)-2Q

Unit: In Millions of New Taiwan Dollars, Except Earnings Per Share

	Q2'24		Q2'23		YoY
	Amount	%	Amount	%	%
Net revenue	1,884	100	1,647	100	14
Cost of good sold	1,521	81	1,230	75	24
Gross profit	363	19	417	25	(13)
Operating expenses	267	14	262	16	2
Income from operation	96	5	155	9	(38)
Non-operating incomes(losses)	15	2	8	-	88
Income before income tax	111	7	163	9	(32)
Net income	90	5	132	8	(32)
Basic earnings per share	0.69		0.96		

Balance Sheet(Consolidated)-H1

Unit: In Millions of New Taiwan Dollars

	2024/6/30		2023/6/30		YoY
	Amount	%	Amount	%	%
Cash and cash equivalents	1,504	23	1,689	27	(11)
Notes and accounts receivable	886	13	747	12	19
Inventories*	1,791	27	925	15	94
Property, plant and equipment	912	14	908	15	0
Total assets	6,623	100	6,217	100	7
Short-term loans	243	4	218	4	11
Accounts payable	773	12	736	12	5
Total liabilities	2,085	31	2,074	33	1
Common stock	1,287	19	1,226	20	5
Total equity	4,538	69	4,143	67	10

*Inventory turnover days

80days

63days

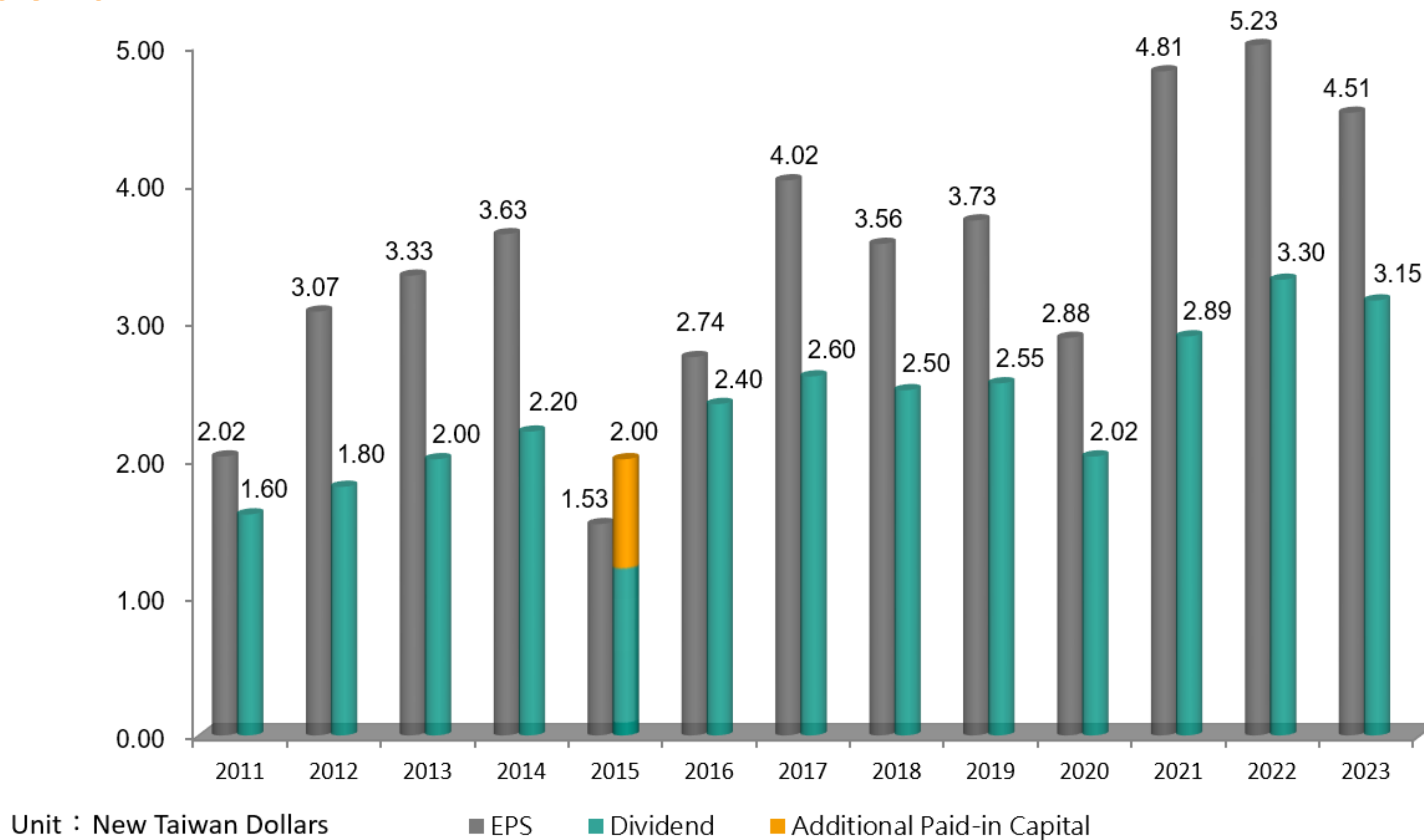
Cash Flow (Consolidated)

Unit: In Millions of New Taiwan Dollars

	H1'24 Amount	H1'23 Amount
Income before income tax	258	346
Adjustments	(875)	(202)
Net cash (used) generated by operating activities	(617)	144
Net cash generated by investing activities	576	14
Net cash generated by financing activities	461	110
Effect of exchange rate changes	22	2
Net increase in cash and cash equivalents	442	270
Cash and cash equivalents, beginning of period	1,061	1,419
Cash and cash equivalents, end of period	1,503	1,689

Dividend

Apacer



2024 H1 Share of Revenue

DRAM

NAND Flash

Others

37.92%

61.04%

1.05%

QA

IR contact window

Mei mei_lin@apacer.com / 02-22678000 #5519

The Apacer logo is displayed in a white, serif typeface. The background of the slide features a dark blue gradient with abstract, flowing lines in a lighter blue and teal color, creating a sense of motion and technology.

Apacer

www.apacer.com

Copyright © Apacer Technology Inc. Confidential. Unauthorized use, dissemination, distribution, or reproduction of this document is not allowed without the permission of Apacer Technology Inc. Specifications of details may change without notice.